


HIGHLINE 05 LUMINAIRE - SPECS

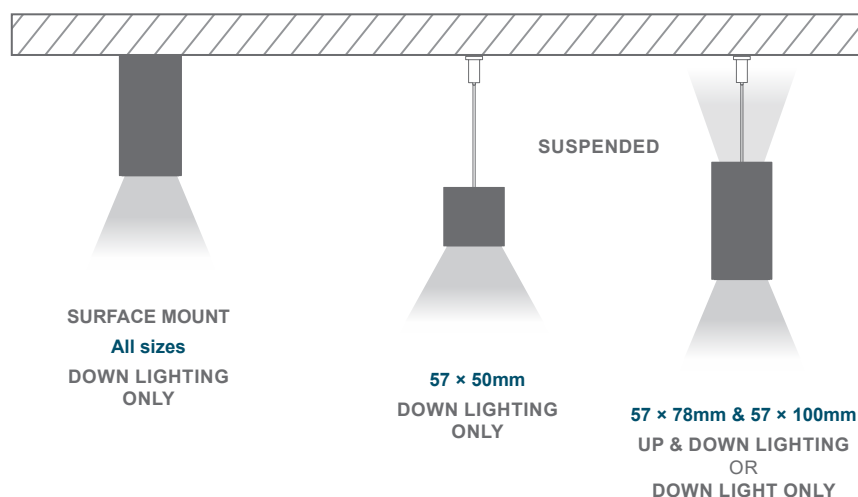
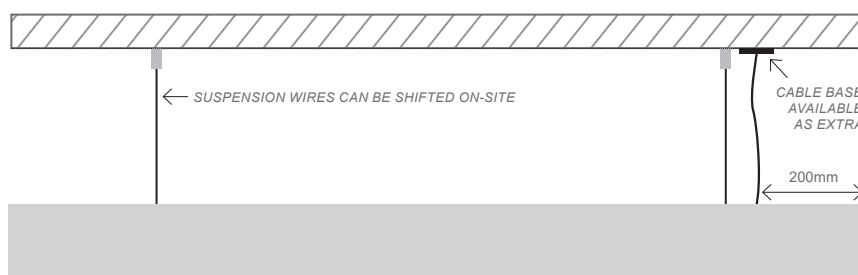
57 × 100MM, 57 × 78MM, 57 × 50MM



FEATURES

- Up & down lighting two circuit control (57 × 78mm & 57 × 100mm)
- Down lighting only (all sizes)
- Suspended or surface mount options
- Prismatic diamond-cut design diffuser
- CRI 90+ & R9 60+
- Down light: 25W/m with 1900lm/m illumination
- Up light: 18W/m with 1100lm/m illumination
- Available in 2700K Extra warm white, 3000K Warm white, or 4000K Natural white
- Silver, black or white powder-coat
- Onboard triac dimmable driver (57 × 78mm & 57 × 100mm)
- External triac dimmable driver (57 × 50mm)
- Supplied fully assembled.
Suspended luminaire comes with 2m tail.
Surface mount luminaire comes with 1m tail

INSTALLATION

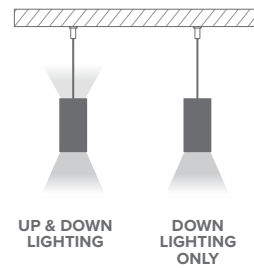


HIGHLINE 05 LUMINAIRE - ORDER FORM



NAME: _____ BRANCH: _____

PRICE INCLUDES: Highline 05 linear profile with choice of finish colour, 25Watts/m illumination (down light only) or 43Watts/m illumination (up & down light), choice of light temperature, 2 x end caps, triac dimmable driver, suspension wires/surface mount screws



TICK ☒ DESIRED OPTIONS

DOWN LIGHTING ONLY	1000-2000mm	2025-2500mm	2525-3000mm
H50MM	<input type="checkbox"/> BL-H0550DX-20-XX	<input type="checkbox"/> BL-H0550DX-25-XX	<input type="checkbox"/> BL-H0550DX-30-XX
H78MM	<input type="checkbox"/> BL-H0578DX-20-XX	<input type="checkbox"/> BL-H0578DX-25-XX	<input type="checkbox"/> BL-H0578DX-30-XX
H100MM	<input type="checkbox"/> BL-H05100DX-20-XX	<input type="checkbox"/> BL-H05100DX-25-XX	<input type="checkbox"/> BL-H05100DX-30-XX
UP & DOWN LIGHTING	1000-2000mm	2025-2500mm	2525-3000mm
H78MM	<input type="checkbox"/> BL-H0578X-20-XX	<input type="checkbox"/> BL-H0578X-25-XX	<input type="checkbox"/> BL-H0578X-30-XX
H100MM	<input type="checkbox"/> BL-H05100X-20-XX	<input type="checkbox"/> BL-H05100X-25-XX	<input type="checkbox"/> BL-H05100X-30-XX

X = (A) SILVER, (B) BLACK, OR (W) WHITE
XX = (27) 2700K EXTRA WARM WHITE, (WW) 3000K WARM WHITE, OR (NW) 4000K NATURAL WHITE

ORDER CODE (FROM ABOVE, REPLACE X'S WITH FINISH & LIGHT TEMP.) _____

☒ PROFILE FINISH COLOUR

- ☐ Silver
- ☐ Black powder-coat
- ☐ White powder-coat

☒ LIGHT COLOUR TEMP.

- ☐ 2700K Extra Warm White
- ☐ 3000K Warm White
- ☐ 4000K Natural White

SELECT
MODEL
HEIGHT
ABOVE



Profile will be cut to nearest 25mm increment. End caps will increase length 2-7mm.

☒ MOUNTING

- ☐ Suspended (flat ceiling)
- ☐ Suspended (pitched ceiling)
- ☐ Surface Mounted (down light only)

☒ END CAP

- ☐ Standard Flat (+2mm each)
- ☐ Curved Edge (+7mm each)



☒ CABLE

Suspended - 2 metre clear flex (as standard)
Surface Mount - 1 metre clear flex (as standard)

For custom longer cable length:

TOTAL LENGTH: _____
(extra cable >2m will add additional cost)

CABLE BASES - ADDITIONAL ACCESSORIES (NOT INCLUDED AS STANDARD)



BL-LP-S112X



BL-LP-S104X



BL-LP-S105X

- ☐ Power Feed Cable Base Mini Ø38mm - Surface Mount **BL-LP-S112X**
- ☐ Power Feed Cable Base Ø80mm - Surface Mount **BL-LP-S104X**
- ☐ Power Feed Cable Base Ø80mm - Recessed Mount **BL-LP-S105X**

X = (A) ANODISED, (B) BLACK, OR (W) WHITE

CABLE BASE FINISH

- ☐ Silver anodised
- ☐ Black powder-coat
- ☐ White powder-coat

HINT:

Use Ø80mm Cable Bases where offboard drivers are required in the ceiling - such as Suspended Highline 05 50mm